

Signify Classified - Internal
Cooper Lighting Solutions Photometric Lab
1121 Highway 74 South
Peachtree City, GA 30269



Scaled data based on original data using
LM-79-08 Approved Method: Electrical and Photometric Measurements of Solid-
State Lighting Products

Test Report Prepared for
Cooper Lighting Solutions
(formerly Eaton)

Brand: STREETWORKS

Report Number: P869878

Luminaire Tested: **MEM2-HTN-SA-130-830-U-T2R-HSS**

Issue Date: 08/21/2024

Test Information

Test Method: LM-79-08
Report Number: P869878
Test Lab: INNOVATION CENTER(G3)
Issue Date: 08/21/2024
Manufacturer: COOPER LIGHTING SOLUTIONS (FORMERLY EATON)
Product Line: STREETWORKS
Catalog Number: MEM2-HTN-SA-130-830-U-T2R-HSS
Description: EPIC MODERN TALL HOUSING DISCRETE LED ARRAYS 130W 80CRI 3000K
FITXURE w/ TYPE II ROADWAY DISTRIBUTION OPTIC AND HOUSE SIDE SHIELD
Light Source: (30) 3000K CCT, 80 CRI LEDS
Ballast/Driver: ELECTRONIC DRIVER

Summary

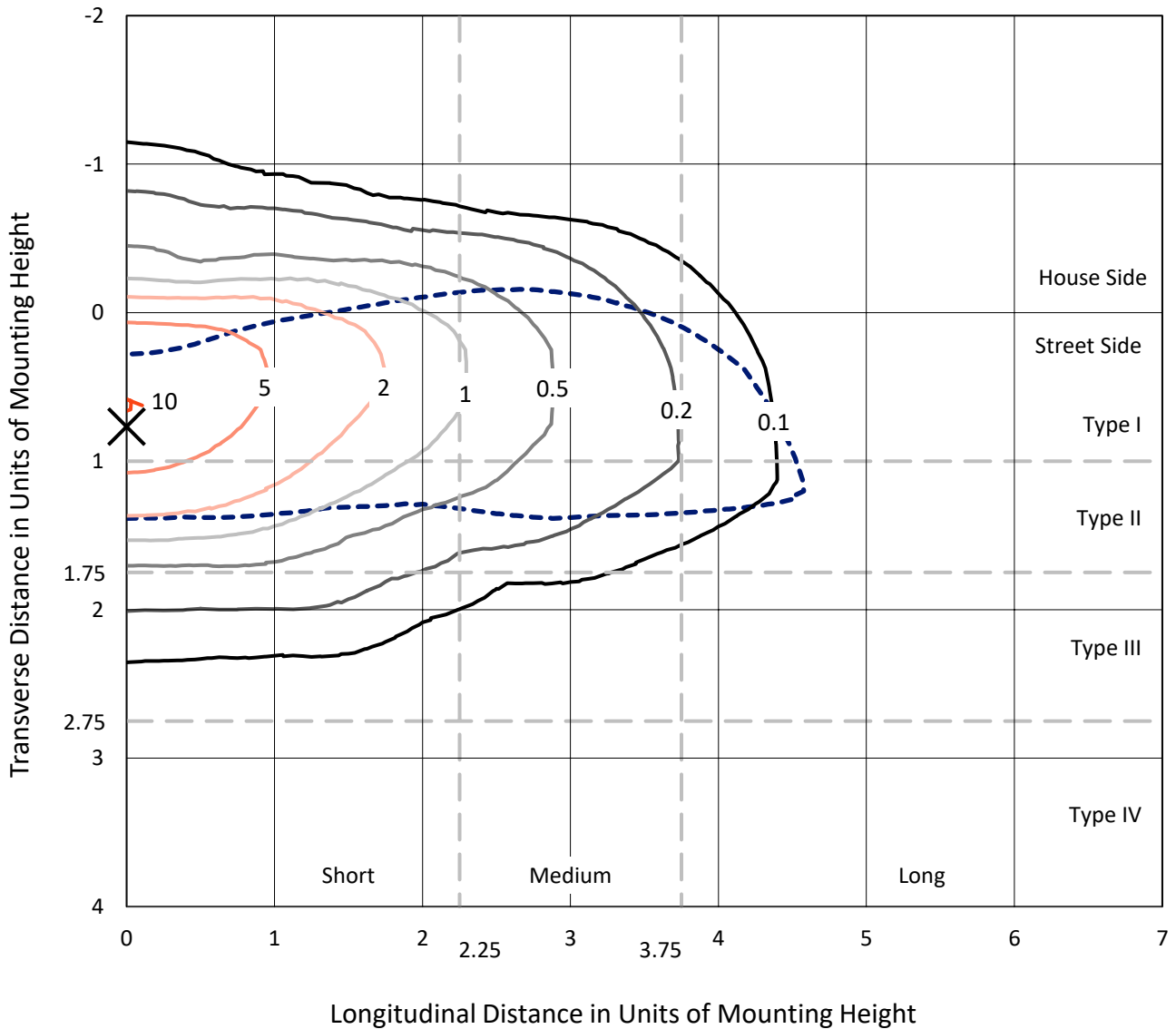
Lumens per Lamp: N/A
Luminaire Lumens: 11901.9 lumens
Efficiency: N/A
Efficacy: 88.8 lumens/watt
Luminous Opening: Rectangular (W 1' x L: 0.33' x H: 0')
IES Classification: Type II - Short
BUG Rating: B1 - U0 - G2

Input Watts (W): 134
Input Voltage (V): 120
Input Current (A_{in}): NR
Voltage Rise (V): NR
Power Factor: 0.99
Total Harmonic Distortion (THDi): 6.70%
Frequency (hertz): 60
Stabilization Time: NR
Operation Time: NR
Ambient Temperature (°C): NR
Test Distance: 24 FT

REPORT NUMBER: P869878
 CATALOG NUMBER: MEM2-HTN-SA-130-830-U-T2R-HSS

Iso-Footcandle Lines of Horizontal Illumination

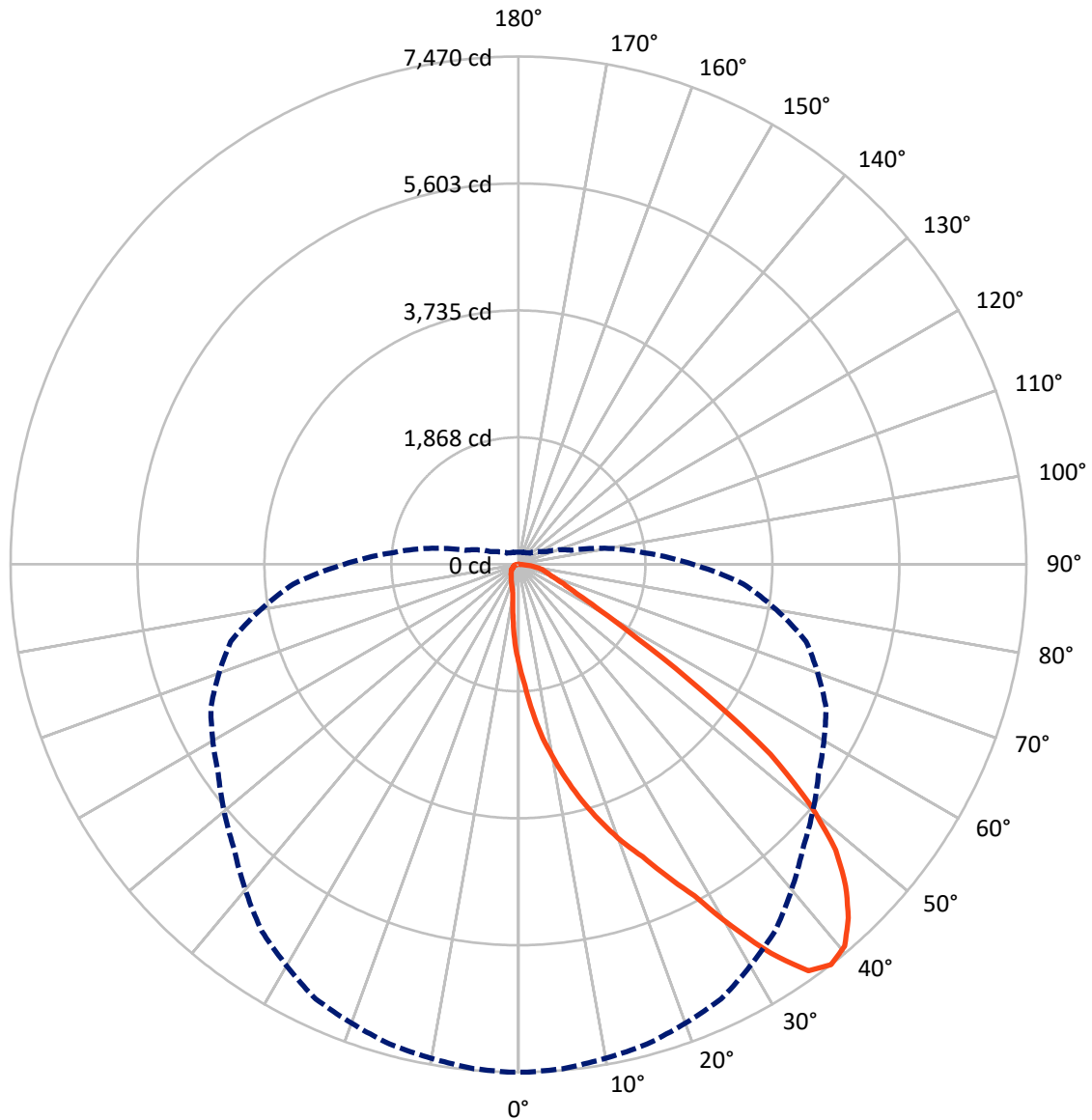
× Max cd
 - - - 1/2 Max cd



Based on 20 foot mounting height. Maximum calculated value = 10.2 fc
 Type II - Short - N/A

REPORT NUMBER: P869878
CATALOG NUMBER: MEM2-HTN-SA-130-830-U-T2R-HSS

Luminous Intensity Polar Plot



— Vertical Plane Through 0-Deg Lateral - - - Horizontal Cone Through 37.5-Deg Vertical

REPORT NUMBER: P869878
 CATALOG NUMBER: MEM2-HTN-SA-130-830-U-T2R-HSS

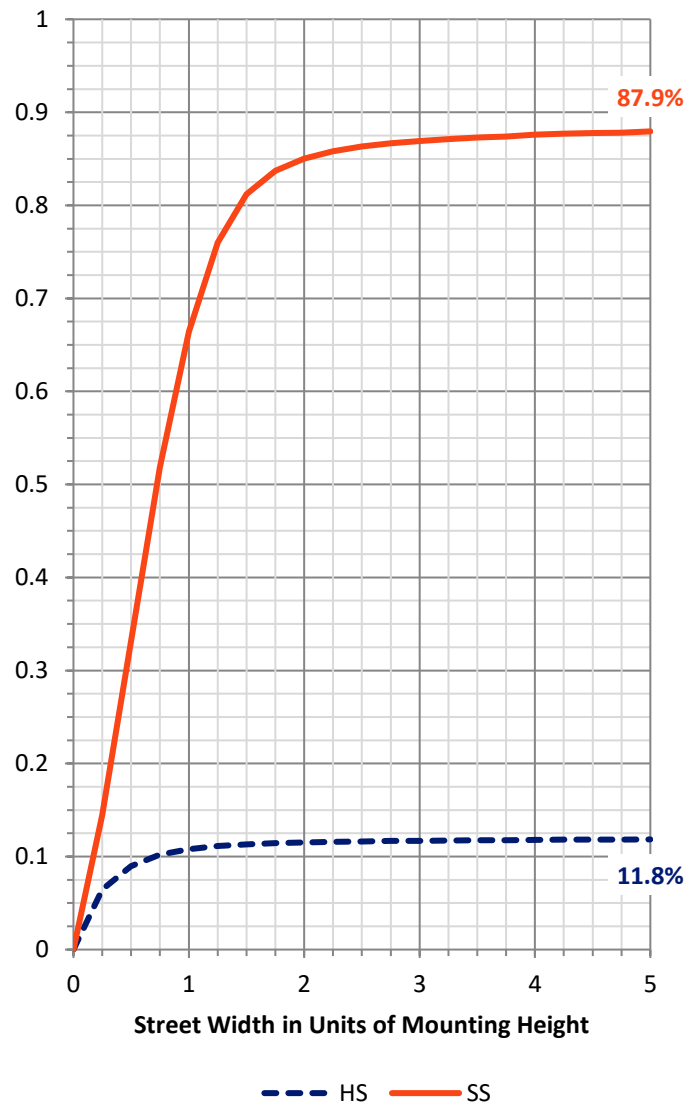
FLUX DISTRIBUTION:

		Downward	Upward	Total
House Side	Lumens	1419.5	0.0	1419.5
	% Fixture	11.9	0.0	11.9
Street Side	Lumens	10482.4	0.0	10482.4
	% Fixture	88.1	0.0	88.1
Total	Lumens	11901.9	0.0	11901.9
	% Fixture	100.0	0.0	100.0

Coefficient of Utilization

ZONAL LUMENS:

Zone	Lumens	% Fixture
0°-10°	148.0	1.2
10°-20°	517.2	4.3
20°-30°	1067.1	9.0
30°-40°	1877.6	15.8
40°-50°	2549.4	21.4
50°-60°	2525.9	21.2
60°-70°	1944.6	16.3
70°-80°	1128.6	9.5
80°-90°	143.5	1.2
90°-100°	0.0	0.0
100°-110°	0.0	0.0
110°-120°	0.0	0.0
120°-130°	0.0	0.0
130°-140°	0.0	0.0
140°-150°	0.0	0.0
150°-160°	0.0	0.0
160°-170°	0.0	0.0
170°-180°	0.0	0.0
0°-90°	11901.9	100.0
0°-180°	11901.9	100.0



REPORT NUMBER: P869878

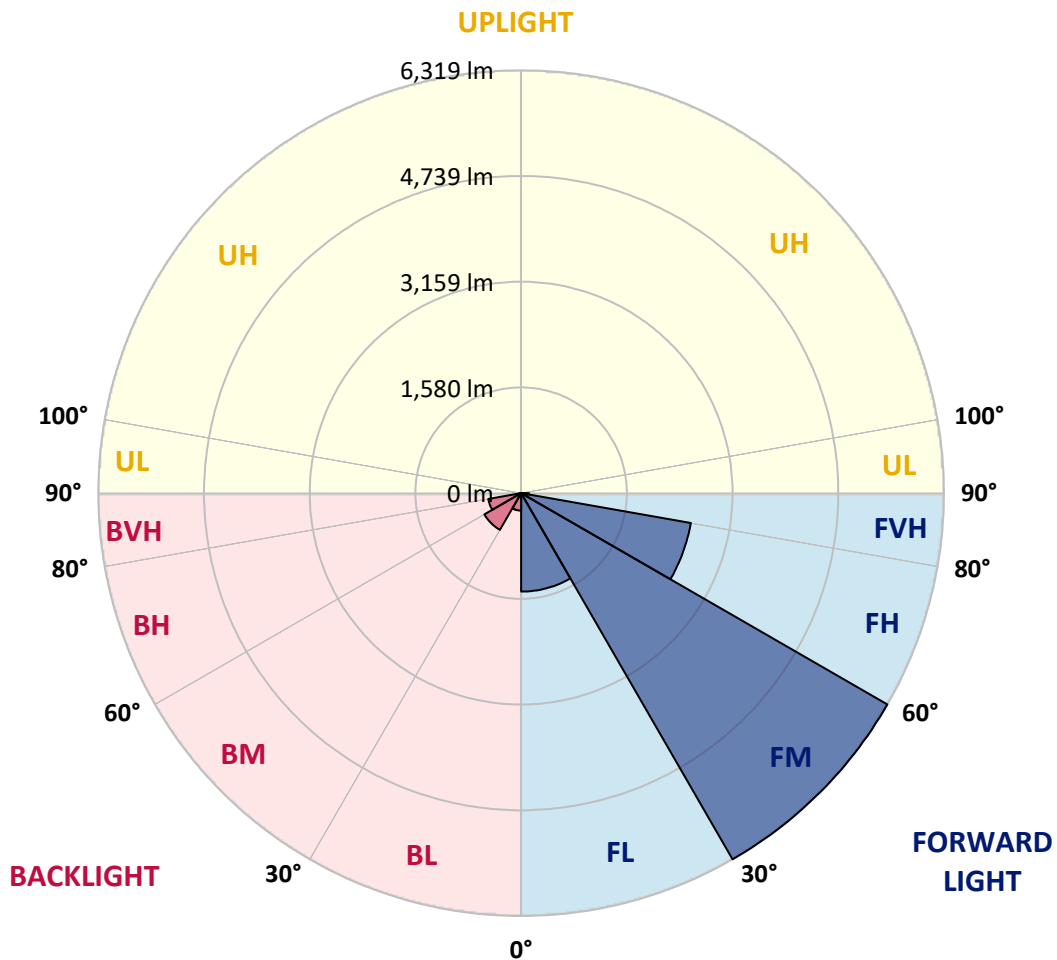
CATALOG NUMBER: MEM2-HTN-SA-130-830-U-T2R-HSS

LUMINAIRE CLASSIFICATION SYSTEM LUMEN TABLE AND BUG RATING:

Zone		Lumens	% Fixture	Zone Rating/Lumen Limit		
				B	U	G
FL	(0°-30°)	1471.3	12.4			
FM	(30°-60°)	6318.9	53.1			
FH	(60°-80°)	2575.1	21.6			G2/5000
FVH	(80°-90°)	117.1	1.0			G2/225
BL	(0°-30°)	261.0	2.2	B1/500		
BM	(30°-60°)	634.0	5.3	B1/1000		
BH	(60°-80°)	498.1	4.2	B1/500		G1/500
BVH	(80°-90°)	26.5	0.2			G1/100
UL	(90°-100°)	0.0	0.0		U0/0	
UH	(100°-180°)	0.0	0.0		U0/0	

BUG Rating: B1-U0-G2

Type II Short





REPORT NUMBER: P869878

CATALOG NUMBER: MEM2-HTN-SA-130-830-U-T2R-HSS

CANDELA DISTRIBUTION (FULL):

	0°	1°	5°	15°	25°	35°	45°	55°	65°	75°	85°
0°	1474.8	1474.8	1474.8	1474.8	1474.8	1474.8	1474.8	1474.8	1474.8	1474.8	1474.8
2.5°	1777.1	1803.7	1783.7	1767.1	1743.9	1720.6	1687.4	1650.9	1604.4	1547.9	1498.1
5°	2179.0	2192.3	2185.6	2175.7	2102.6	2032.8	1963.1	1876.7	1757.2	1650.9	1537.9
7.5°	2580.9	2574.3	2557.7	2527.8	2461.3	2381.6	2255.4	2112.6	1943.2	1757.2	1581.1
10°	2933.0	2943.0	2929.7	2883.2	2800.1	2690.5	2537.7	2375.0	2145.8	1886.7	1640.9
12.5°	3301.7	3308.4	3308.4	3208.7	3152.2	2982.8	2820.1	2600.9	2345.1	2046.1	1710.6
15°	3663.8	3650.5	3650.5	3584.1	3484.4	3295.1	3112.4	2846.7	2557.7	2195.6	1790.4
17.5°	4009.2	4015.9	3986.0	3912.9	3816.6	3633.9	3408.0	3115.7	2766.9	2375.0	1873.4
20°	4351.4	4331.4	4318.1	4245.1	4142.1	3926.2	3710.3	3378.1	3012.7	2577.6	1989.7
22.5°	4670.2	4680.2	4647.0	4530.7	4434.4	4238.4	3992.6	3687.0	3271.8	2780.2	2115.9
25°	5082.1	5048.9	5078.8	4939.3	4789.8	4557.3	4278.3	3976.0	3554.2	3029.3	2272.0
27.5°	5520.6	5540.5	5523.9	5371.1	5168.5	4856.3	4563.9	4241.7	3839.8	3265.2	2448.1
30°	6174.9	6165.0	6168.3	5939.1	5603.6	5231.6	4872.9	4520.8	4125.5	3554.2	2654.0
32.5°	6822.7	6859.2	6769.5	6566.9	6181.6	5620.2	5181.8	4789.8	4401.2	3803.3	2863.3
35°	7344.2	7334.2	7297.7	7071.8	6689.8	6145.1	5533.9	5088.8	4693.5	4108.9	3095.8
37.5°	7470.4	7470.4	7447.1	7307.6	7055.2	6583.5	5915.9	5387.7	4992.4	4381.3	3321.6
40°	7387.3	7370.7	7357.5	7264.4	7128.3	6849.2	6317.8	5696.6	5311.3	4733.3	3570.8
42.5°	7115.0	7118.3	7101.7	7048.5	6975.5	6869.2	6566.9	6025.5	5623.6	5065.5	3816.6
45°	6749.6	6756.2	6736.3	6729.7	6693.1	6693.1	6623.4	6284.6	5919.2	5404.3	4085.6
47.5°	6281.2	6277.9	6268.0	6251.3	6324.4	6404.1	6467.3	6430.7	6181.6	5769.7	4328.1
50°	5567.1	5560.4	5590.3	5673.4	5852.7	6028.8	6214.8	6387.5	6370.9	6108.5	4620.4
52.5°	4640.3	4597.2	4630.4	4886.1	5254.8	5646.8	5909.2	6181.6	6467.3	6467.3	4909.4
55°	3245.3	3281.8	3301.7	3677.1	4404.5	5078.8	5540.5	5892.6	6430.7	6752.9	5228.3
57.5°	2066.1	2079.4	2139.1	2544.4	3398.0	4241.7	5058.9	5636.8	6294.5	6992.1	5547.2
60°	1391.8	1345.3	1391.8	1624.3	2444.7	3328.3	4351.4	5314.6	6098.5	7164.8	5899.2
62.5°	983.2	979.9	993.2	1129.4	1743.9	2501.2	3464.5	4879.5	5942.4	7174.8	6161.7
65°	793.9	770.6	780.6	857.0	1169.2	1833.6	2541.1	4092.3	5802.9	6998.7	6291.2
67.5°	637.8	627.8	634.4	684.3	876.9	1378.5	1790.4	3112.4	5507.3	6699.8	6218.1
70°	521.5	524.8	528.1	578.0	697.5	1043.0	1278.8	2135.8	4876.2	6361.0	5889.3
72.5°	451.7	451.7	455.1	488.3	584.6	827.1	966.6	1388.4	3946.1	5995.6	5284.7
75°	398.6	398.6	398.6	428.5	498.2	664.3	750.7	950.0	2833.4	5318.0	4371.3
77.5°	345.5	348.8	348.8	375.3	428.5	518.2	578.0	657.7	1807.0	4108.9	3308.4
80°	265.7	265.7	269.1	298.9	365.4	405.2	425.2	465.0	950.0	2580.9	2099.3
82.5°	186.0	189.3	189.3	192.7	245.8	249.1	229.2	232.5	345.5	857.0	797.2
85°	19.9	23.3	26.6	26.6	43.2	53.1	56.5	53.1	56.5	99.6	99.6
87.5°	0.0	0.0	0.0	0.0	3.3	6.6	6.6	10.0	10.0	10.0	10.0
90°	0.0	0.0	0.0	0.0	0.0	0.0	0.0	0.0	0.0	0.0	0.0



REPORT NUMBER: P869878

CATALOG NUMBER: MEM2-HTN-SA-130-830-U-T2R-HSS

CANDELA DISTRIBUTION (continued):

	90°	95°	105°	115°	125°	135°	145°	155°	165°	175°	180°
0°	1474.8	1474.8	1474.8	1474.8	1474.8	1474.8	1474.8	1474.8	1474.8	1474.8	1474.8
2.5°	1471.5	1448.2	1398.4	1355.2	1315.4	1282.2	1258.9	1229.0	1205.8	1205.8	1219.0
5°	1481.5	1428.3	1325.3	1229.0	1152.6	1079.5	1013.1	969.9	936.7	916.8	916.8
7.5°	1494.7	1415.0	1258.9	1112.8	993.2	876.9	773.9	724.1	674.3	657.7	661.0
10°	1521.3	1408.4	1199.1	1009.8	830.4	684.3	584.6	531.5	504.9	491.6	491.6
12.5°	1551.2	1408.4	1136.0	893.5	684.3	534.8	475.0	435.1	421.8	415.2	408.6
15°	1591.1	1415.0	1082.9	770.6	558.0	451.7	408.6	385.3	372.0	365.4	365.4
17.5°	1637.6	1421.7	1026.4	671.0	475.0	398.6	365.4	348.8	335.5	328.8	328.8
20°	1697.4	1438.3	969.9	581.3	415.2	365.4	335.5	318.9	305.6	302.3	298.9
22.5°	1770.4	1464.8	913.5	508.2	375.3	332.2	305.6	292.3	282.3	275.7	275.7
25°	1856.8	1498.1	870.3	455.1	345.5	308.9	285.7	269.1	259.1	255.8	255.8
27.5°	1976.4	1554.5	827.1	415.2	322.2	285.7	262.4	249.1	239.2	235.8	232.5
30°	2089.3	1624.3	807.2	405.2	305.6	265.7	249.1	232.5	222.6	219.2	215.9
32.5°	2235.5	1704.0	793.9	405.2	298.9	252.4	232.5	219.2	209.3	205.9	202.6
35°	2391.6	1797.0	793.9	418.5	302.3	242.5	219.2	205.9	196.0	189.3	189.3
37.5°	2561.0	1890.0	800.5	438.5	312.2	235.8	205.9	192.7	182.7	179.4	179.4
40°	2740.4	2016.2	813.8	455.1	322.2	232.5	192.7	182.7	172.7	166.1	166.1
42.5°	2906.4	2115.9	837.1	475.0	328.8	229.2	182.7	172.7	162.8	159.4	159.4
45°	3099.1	2225.5	857.0	488.3	328.8	219.2	172.7	162.8	156.1	152.8	149.5
47.5°	3251.9	2315.2	867.0	494.9	322.2	209.3	162.8	156.1	149.5	142.8	146.2
50°	3437.9	2411.5	883.6	498.2	308.9	196.0	156.1	146.2	139.5	136.2	136.2
52.5°	3617.3	2507.8	896.8	491.6	292.3	179.4	146.2	139.5	132.9	126.2	126.2
55°	3829.9	2614.1	916.8	481.6	265.7	162.8	136.2	129.5	119.6	116.3	112.9
57.5°	4072.3	2753.6	933.4	461.7	232.5	146.2	129.5	119.6	106.3	99.6	99.6
60°	4294.9	2913.1	946.7	411.9	202.6	136.2	119.6	109.6	96.3	93.0	93.0
62.5°	4534.1	3079.2	946.7	325.5	172.7	122.9	112.9	103.0	89.7	86.4	86.4
65°	4700.1	3228.6	916.8	242.5	146.2	116.3	109.6	96.3	83.0	79.7	79.7
67.5°	4746.6	3321.6	833.7	172.7	126.2	109.6	103.0	89.7	79.7	73.1	73.1
70°	4597.2	3248.6	680.9	132.9	109.6	99.6	93.0	83.0	73.1	69.8	69.8
72.5°	4168.7	2969.6	508.2	112.9	96.3	93.0	86.4	76.4	69.8	66.4	66.4
75°	3491.1	2468.0	358.7	99.6	89.7	83.0	76.4	69.8	63.1	63.1	63.1
77.5°	2644.0	1783.7	222.6	89.7	76.4	76.4	69.8	63.1	59.8	56.5	56.5
80°	1707.3	1126.0	126.2	63.1	53.1	56.5	49.8	43.2	43.2	39.9	39.9
82.5°	724.1	445.1	66.4	36.5	26.6	23.3	16.6	16.6	13.3	13.3	13.3
85°	73.1	26.6	13.3	10.0	10.0	6.6	6.6	6.6	6.6	3.3	3.3
87.5°	10.0	10.0	10.0	6.6	6.6	6.6	3.3	3.3	3.3	3.3	3.3
90°	0.0	0.0	0.0	0.0	0.0	0.0	0.0	0.0	0.0	0.0	0.0

Cooper Lighting Solutions Photometric Lab
1121 Highway 74 South
Peachtree City, GA 30269



LM-79-2019: Approved Method: Electrical and Photometric Measurements of Solid-State Lighting Products

Report Prepared for

Cooper Lighting Solutions

Streetworks

Report Number: SP1-2407-157-7

Test Date: 09/05/2024

Luminaire Tested: MEM2-HTN-SA-30-830-U-5WQ

Data in this report applies to families of products including MEM2-HTN-SA-30-830-U-5WQ

Test Information

Test Method: LM-79-2019
 Report Number: SP1-2407-157-7
 Test Lab: COOPER LIGHTING SOLUTIONS
 Photometer: SP1 - 76IN SPHERE
 Measurement Geometry: 4π
 Issue Date: 09/05/2024
 Manufacturer: COOPER LIGHTING SOLUTIONS
 Product Line: Streetworks
 Catalog Number: **MEM2-HTN-SA-30-830-U-5WQ**
 Description: Epic Modern Light Square 30W 5WQ Optic

Spectral Parameters

CCT (K): 3126
 CIE u': 0.2465
 CIE v': 0.5182
 Duv: -0.0004
 CIE x: 0.4277
 CIE y: 0.3997
 CIE z: 0.1727
 Peak Wavelength (nm): 601
 Dominant Wavelength (nm): 582
 Purity: 48.31913
 Rf: 84.4
 Rg: 94.7

CRI (Ra):	82.6		
R1:	81.4	R9:	5.1
R2:	92.2	R10:	82.2
R3:	94.9	R11:	79.8
R4:	80.1	R12:	70.4
R5:	81.8	R13:	84.2
R6:	90.5	R14:	97.9
R7:	81.8	R15:	73.6
R8:	58.0		



Test Conditions

Stabilization Time: 22M
 Operation Time: 1H 22M
 Sphere Temperature (°C): 24.3

REPORT NUMBER: SP1-2407-157-7

Measurement and Test Equipment			
Instrument	Identification Number	Calibration Date	Calibration Due Date
Photometer	IN0058	6/18/2024	12/18/2024
Power Meter	INXT2011004	2/8/2024	2/8/2025
AC Power Source	IN0063	10/24/2023	10/24/2024
DC Power Source	IN0208	10/24/2023	10/24/2024
Sphere Thermometer	IN0085	10/24/2023	10/24/2024
Room Thermometer	IN0046	10/24/2023	10/24/2024

REPORT NUMBER: SP1-2407-157-7

CIE 1931 Chromaticity Diagram



CIE 1931 Chromaticity Diagram with 2017 ANSI 7-Step and 4-Step Quadrangles



Point lies inside the ANSI 3000K 4-step quadrangle

REPORT NUMBER: SP1-2407-157-7

Photopic Flux vs. Wavelength



Photopic Lumens: NR

λ (nm)	Power W [^] /nm	Lumens (φ/nm)	λ (nm)	Power W [^] /nm	Lumens (φ/nm)	λ (nm)	Power W [^] /nm	Lumens (φ/nm)	λ (nm)	Power W [^] /nm	Lumens (φ/nm)	λ (nm)	Power W [^] /nm	Lumens (φ/nm)
360	0	NR	490	258	NR	620	908	NR	750	26	NR	880	1	NR
365	0	NR	495	297	NR	625	857	NR	755	22	NR	885	0	NR
370	0	NR	500	345	NR	630	801	NR	760	19	NR	890	0	NR
375	0	NR	505	391	NR	635	738	NR	765	16	NR	895	0	NR
380	0	NR	510	426	NR	640	675	NR	770	14	NR	900	0	NR
385	0	NR	515	456	NR	645	610	NR	775	12	NR	905	0	NR
390	0	NR	520	480	NR	650	547	NR	780	10	NR	910	0	NR
395	0	NR	525	500	NR	655	488	NR	785	9	NR	915	0	NR
400	0	NR	530	517	NR	660	429	NR	790	7	NR	920	0	NR
405	2	NR	535	538	NR	665	378	NR	795	6	NR	925	0	NR
410	4	NR	540	558	NR	670	328	NR	800	5	NR	930	0	NR
415	9	NR	545	584	NR	675	285	NR	805	5	NR	935	0	NR
420	16	NR	550	611	NR	680	247	NR	810	4	NR	940	0	NR
425	31	NR	555	646	NR	685	212	NR	815	3	NR	945	0	NR
430	56	NR	560	687	NR	690	183	NR	820	3	NR	950	0	NR
435	101	NR	565	731	NR	695	156	NR	825	3	NR	955	0	NR
440	178	NR	570	780	NR	700	133	NR	830	2	NR	960	0	NR
445	323	NR	575	832	NR	705	114	NR	835	2	NR	965	0	NR
450	566	NR	580	883	NR	710	96	NR	840	2	NR	970	0	NR
455	645	NR	585	927	NR	715	82	NR	845	1	NR	975	0	NR
460	457	NR	590	963	NR	720	70	NR	850	1	NR	980	0	NR
465	365	NR	595	985	NR	725	59	NR	855	1	NR	985	0	NR
470	317	NR	600	998	NR	730	50	NR	860	1	NR	990	0	NR
475	244	NR	605	994	NR	735	43	NR	865	1	NR	995	0	NR
480	218	NR	610	978	NR	740	36	NR	870	1	NR	1000	0	NR
485	233	NR	615	947	NR	745	31	NR	875	1	NR			

REPORT NUMBER: SP1-2407-157-7

Scotopic Flux vs. Wavelength



Scotopic Lumens: NR

S/P: 1.42

λ (nm)	Power W [^] /nm	Lumens (φ/nm)	λ (nm)	Power W [^] /nm	Lumens (φ/nm)	λ (nm)	Power W [^] /nm	Lumens (φ/nm)	λ (nm)	Power W [^] /nm	Lumens (φ/nm)	λ (nm)	Power W [^] /nm	Lumens (φ/nm)
360	0	NR	490	258	NR	620	908	NR	750	26	NR	880	1	NR
365	0	NR	495	297	NR	625	857	NR	755	22	NR	885	0	NR
370	0	NR	500	345	NR	630	801	NR	760	19	NR	890	0	NR
375	0	NR	505	391	NR	635	738	NR	765	16	NR	895	0	NR
380	0	NR	510	426	NR	640	675	NR	770	14	NR	900	0	NR
385	0	NR	515	456	NR	645	610	NR	775	12	NR	905	0	NR
390	0	NR	520	480	NR	650	547	NR	780	10	NR	910	0	NR
395	0	NR	525	500	NR	655	488	NR	785	9	NR	915	0	NR
400	0	NR	530	517	NR	660	429	NR	790	7	NR	920	0	NR
405	2	NR	535	538	NR	665	378	NR	795	6	NR	925	0	NR
410	4	NR	540	558	NR	670	328	NR	800	5	NR	930	0	NR
415	9	NR	545	584	NR	675	285	NR	805	5	NR	935	0	NR
420	16	NR	550	611	NR	680	247	NR	810	4	NR	940	0	NR
425	31	NR	555	646	NR	685	212	NR	815	3	NR	945	0	NR
430	56	NR	560	687	NR	690	183	NR	820	3	NR	950	0	NR
435	101	NR	565	731	NR	695	156	NR	825	3	NR	955	0	NR
440	178	NR	570	780	NR	700	133	NR	830	2	NR	960	0	NR
445	323	NR	575	832	NR	705	114	NR	835	2	NR	965	0	NR
450	566	NR	580	883	NR	710	96	NR	840	2	NR	970	0	NR
455	645	NR	585	927	NR	715	82	NR	845	1	NR	975	0	NR
460	457	NR	590	963	NR	720	70	NR	850	1	NR	980	0	NR
465	365	NR	595	985	NR	725	59	NR	855	1	NR	985	0	NR
470	317	NR	600	998	NR	730	50	NR	860	1	NR	990	0	NR
475	244	NR	605	994	NR	735	43	NR	865	1	NR	995	0	NR
480	218	NR	610	978	NR	740	36	NR	870	1	NR	1000	0	NR
485	233	NR	615	947	NR	745	31	NR	875	1	NR			

REPORT NUMBER: SP1-2407-157-7

Melanopic Flux vs. Wavelength



Melanopic Lumens: NR

M/P: 2.79

λ (nm)	Power W [^] /nm	Lumens (φ/nm)	λ (nm)	Power W [^] /nm	Lumens (φ/nm)	λ (nm)	Power W [^] /nm	Lumens (φ/nm)	λ (nm)	Power W [^] /nm	Lumens (φ/nm)	λ (nm)	Power W [^] /nm	Lumens (φ/nm)
360	0	NR	490	258	NR	620	908	NR	750	26	NR	880	1	NR
365	0	NR	495	297	NR	625	857	NR	755	22	NR	885	0	NR
370	0	NR	500	345	NR	630	801	NR	760	19	NR	890	0	NR
375	0	NR	505	391	NR	635	738	NR	765	16	NR	895	0	NR
380	0	NR	510	426	NR	640	675	NR	770	14	NR	900	0	NR
385	0	NR	515	456	NR	645	610	NR	775	12	NR	905	0	NR
390	0	NR	520	480	NR	650	547	NR	780	10	NR	910	0	NR
395	0	NR	525	500	NR	655	488	NR	785	9	NR	915	0	NR
400	0	NR	530	517	NR	660	429	NR	790	7	NR	920	0	NR
405	2	NR	535	538	NR	665	378	NR	795	6	NR	925	0	NR
410	4	NR	540	558	NR	670	328	NR	800	5	NR	930	0	NR
415	9	NR	545	584	NR	675	285	NR	805	5	NR	935	0	NR
420	16	NR	550	611	NR	680	247	NR	810	4	NR	940	0	NR
425	31	NR	555	646	NR	685	212	NR	815	3	NR	945	0	NR
430	56	NR	560	687	NR	690	183	NR	820	3	NR	950	0	NR
435	101	NR	565	731	NR	695	156	NR	825	3	NR	955	0	NR
440	178	NR	570	780	NR	700	133	NR	830	2	NR	960	0	NR
445	323	NR	575	832	NR	705	114	NR	835	2	NR	965	0	NR
450	566	NR	580	883	NR	710	96	NR	840	2	NR	970	0	NR
455	645	NR	585	927	NR	715	82	NR	845	1	NR	975	0	NR
460	457	NR	590	963	NR	720	70	NR	850	1	NR	980	0	NR
465	365	NR	595	985	NR	725	59	NR	855	1	NR	985	0	NR
470	317	NR	600	998	NR	730	50	NR	860	1	NR	990	0	NR
475	244	NR	605	994	NR	735	43	NR	865	1	NR	995	0	NR
480	218	NR	610	978	NR	740	36	NR	870	1	NR	1000	0	NR
485	233	NR	615	947	NR	745	31	NR	875	1	NR			

Summary

$R_f = 84.4$
 $R_g = 94.7$
 $CIE R_a = 82.6$
 $R_9 = 5.1$



Color Vector Graphics



Individual Sample Fidelity Index ($R_{f,i}$)

CES01 = 86	CES26 = 86	CES51 = 93	CES76 = 82
CES02 = 63	CES27 = 92	CES52 = 93	CES77 = 84
CES03 = 31	CES28 = 94	CES53 = 89	CES78 = 81
CES04 = 70	CES29 = 92	CES54 = 89	CES79 = 90
CES05 = 49	CES30 = 91	CES55 = 86	CES80 = 89
CES06 = 51	CES31 = 93	CES56 = 85	CES81 = 72
CES07 = 42	CES32 = 85	CES57 = 83	CES82 = 95
CES08 = 41	CES33 = 97	CES58 = 84	CES83 = 94
CES09 = 29	CES34 = 92	CES59 = 91	CES84 = 91
CES10 = 76	CES35 = 96	CES60 = 90	CES85 = 74
CES11 = 59	CES36 = 81	CES61 = 87	CES86 = 68
CES12 = 65	CES37 = 96	CES62 = 83	CES87 = 84
CES13 = 43	CES38 = 86	CES63 = 87	CES88 = 88
CES14 = 74	CES39 = 98	CES64 = 79	CES89 = 75
CES15 = 71	CES40 = 96	CES65 = 78	CES90 = 89
CES16 = 47	CES41 = 96	CES66 = 77	CES91 = 73
CES17 = 50	CES42 = 97	CES67 = 76	CES92 = 63
CES18 = 56	CES43 = 91	CES68 = 80	CES93 = 77
CES19 = 72	CES44 = 99	CES69 = 85	CES94 = 61
CES20 = 66	CES45 = 93	CES70 = 78	CES95 = 73
CES21 = 87	CES46 = 90	CES71 = 74	CES96 = 84
CES22 = 79	CES47 = 94	CES72 = 91	CES97 = 88
CES23 = 92	CES48 = 83	CES73 = 74	CES98 = 85
CES24 = 91	CES49 = 91	CES74 = 90	CES99 = 76
CES25 = 72	CES50 = 93	CES75 = 78	



Color Rendition by Hue-Angle Bin



Measure Comparisons



(END OF REPORT)